

VISHWA BHARTI PUBLIC SCHOOL, NOIDA
CLASS II SYLLABUS (2026-2027)



SUBJECT : ENGLISH



TERM WISE REVISED SYLLABUS : CLASS 2 (2026-27)



TEXTBOOKS : 1. ENGLISH ALIVE (3RD EDITION)

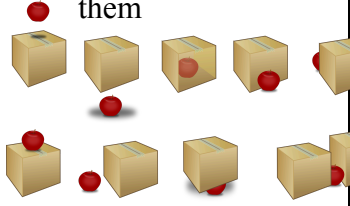
2. COLLINS ENGLISH GRAMMAR AND COMPOSITION (4TH EDITION)

MONTH	NO. OF WORKING DAYS	TOPIC/LESSON	SUB-TOPIC	ACTIVITIES	LEARNING OUTCOMES
<u>TERM- I (APRIL TO SEPTEMBER)</u>					
APRIL	18 Days	<p>Literature</p> <ul style="list-style-type: none"> ● Under My Bed (Picture Story) ● The Rainbow (Poem) <p>Grammar</p> <ul style="list-style-type: none"> ● Words & Sentences ● Punctuation ● Naming Words 	<ul style="list-style-type: none"> ● Imagination-based reading ● Vocabulary -Words that express feelings ● Recitation: Reading the poem with understanding ● Sentence formation ● Capital letters, full stop, question mark ● Introduction of Nouns 	<ul style="list-style-type: none"> ● Self Introduction ● Teacher will ask students to imagine a creature under their bed and speak about it. ● Art integration: Picture description and colouring ● Speaking activity - Describe a thing found in nature (flower/water/sky etc.) ● Nouns: https://www.youtube.com/watch?v=gghvLTSS-eQ 	<ul style="list-style-type: none"> ● Students will be able to engage with story and develop imagination ● Read, recognize, comprehend and spell high frequency words. ● Learn new words and make sentences of their own with them. ● Recite the poem with correct pronunciation and intonation ● Care for nature and kindness ● Learn to identify statements and questions ● Use correct punctuation marks(capital letters,full stop,question mark) in sentences

					<ul style="list-style-type: none"> Identify and start naming different naming words around us
MAY	10 Days	<p>Literature</p> <ul style="list-style-type: none"> No Smiles Today <p>Grammar</p> <ul style="list-style-type: none"> Common & Special Names One and many 	<ul style="list-style-type: none"> Guided reading Story comprehension Emotions vocabulary Alphabetical order Rhyming words  <ul style="list-style-type: none"> Common & Special Names Singular & Plural Naming Words 	<ul style="list-style-type: none"> Role playing a given situation. Writing Activity: Write about your best friend and things you enjoy doing with him/her Noun train: Find nouns that rhyme with a given word. Identify proper nouns activity One or More than one <p>https://youtu.be/UJNsuNMTvgE</p>	<ul style="list-style-type: none"> Students will be able to build expressive reading skills Recognise different emotions and make deliberate efforts to regulate them Answer the questions based on the story read. Students will recognise the letters of the alphabet to read and write words. Students will understand & differentiate between common and proper nouns Identify and distinguish singular and plural naming words & use them in day to day life
JULY	23 Days	<p>Literature</p> <ul style="list-style-type: none"> The Cow (Poem) 	<ul style="list-style-type: none"> Recitation: Recite the poem with understanding Onomatopoeic words: words that imitate sounds 	<ul style="list-style-type: none"> Maths Integration: Solve simple mathematical problems and colour the picture using colour key Poem recitation AAC Activity: Match the things we get 	<ul style="list-style-type: none"> Recite the poem using voice modulation, gestures and expressions Students will develop respect for nature and empathy with animals Build vocabulary by learning new words and their










		<p>Grammar</p> <ul style="list-style-type: none"> Countable & Uncountable Naming Words He/She Belonging Words The Little Kite 	 <ul style="list-style-type: none"> Countable & Uncountable Nouns Gender (male/female) 'S (possession) Reading comprehension 	<p>from different animals</p> <ul style="list-style-type: none"> Worksheet 1 <p>https://youtu.be/V5ITiXwdZJU?si=lzeaUonpwKrJNNt1</p> <ul style="list-style-type: none"> Guess the other gender <p>https://youtu.be/_OYPnFAQFcI?si=EHeqxGlbTiAyEK2b</p>	<p>meanings. They are also making short sentences based on it</p> <ul style="list-style-type: none"> Students will identify Countable and Uncountable nouns from given words and sentences They will identify and distinguish between masculine and feminine genders Use of "apostrophe s" to show possession or belongingness Understand the passage and answer related questions
AUGUST	19 Days	<p>Literature</p> <ul style="list-style-type: none"> Goodnight, Tinku! Project 1: Creatures of the Night  <p>Grammar</p> <ul style="list-style-type: none"> Describing Words Pronouns Object Pronouns Possessive Pronouns 	<ul style="list-style-type: none"> Loud reading Story comprehension Venn diagram Bedtime habits Project work <ul style="list-style-type: none"> Adjectives: to describe a naming word Pronouns (I, We, You, He, She, It, They) 	<ul style="list-style-type: none"> Listening Activity: Listen and number the sentences in the correct sequence Speaking Activity: Describing somebody's face using adjectives Listing healthy bedtime habits Project making Adjective Hangman: Students will play Adjective Hangman, where they'll guess the correct adjective in a 	<ul style="list-style-type: none"> Students will develop expressive reading skills along with comprehension skills Understand Venn diagram and identify things visible during the night and during the day Learn the phonics of few words Use new words to carry out day-to-day interactions effectively. Know the importance of healthy bedtime habits and speak about the bedtime routine

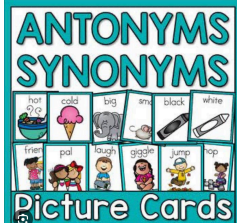
		<ul style="list-style-type: none"> • A, An, The 	<ul style="list-style-type: none"> • Me, Us, Him, Her, Them • My, Your, His <p style="text-align: center;">ENGLISH SUBJECT PRON</p>  <ul style="list-style-type: none"> • Articles (a/ an/ the) 	<p>sentence, and each incorrect guess will result in a letter disappearing from the word "hangman".</p> <p>https://www.youtube.com/watch?v=4f3H12YNlxo&pp=ygUgYWRqZWN0aXZlcyBjb25jZXB0cyBmb3IgdGhlIGtpZHM%3D</p> <ul style="list-style-type: none"> • ROLL THE DICE: Teacher will assign a pronoun to each number on the dice. Students will roll the dice in a group and create a sentence using that pronoun. 	<ul style="list-style-type: none"> • Learn identifying and using describing words for various objects • Students will understand that possessive pronouns show ownership or belonging. • Know the relative relation of objects in space • Students will use subject and object pronouns correctly • Understand and usage of articles with naming words in daily sentences.
SEPTEMBER	20 Days	<p>Literature</p> <ul style="list-style-type: none"> • The King of the Forest • Bedtime (Poem) 	<ul style="list-style-type: none"> • Expressive reading • Words with two or more meanings • Place words (Preposition) • Recitation: Reading the poem with understanding 	<ul style="list-style-type: none"> • Listening: Listen to a passage and mark true or false • Group Work: Chits will be made, student will enact animal movement written on the chit, others will guess the movement and animal and 	<ul style="list-style-type: none"> • Students will be able to comprehend the narrated story • understand the relative relation of objects in space • Develop fluency in reading and writing • Answer the questions based on the story read. • Understand the importance of basic self-care and hygiene


		<p>Grammar</p> <ul style="list-style-type: none"> • Comparisons • Place Words • The Fox and The Crow 	<ul style="list-style-type: none"> • Routine and habits • Degrees of Comparison • Preposition (in, into, on, behind, under, above, beside) • Reading Comprehension 	<p>make relatable sentences</p> <ul style="list-style-type: none"> • Writing Activity: Think of your favourite animal and write a story about it • CROSSWORD : Things in a bedroom • Art and Maths Integrated: Draw your bedtime clock • Comparison and Pronoun worksheet • PREPOSITION DANCE <p>https://www.youtube.com/watch?v=dupaTS-c8Xc&pp=ygUcHJlcG9zaXRpb24gZGFuY2U%3D</p>	<ul style="list-style-type: none"> • Benefits of fit and flexible body • Use comparative forms correctly • Students will be able to identify and use basic prepositions to describe the position of objects and form simple sentences correctly • To read and understand simple texts, and answer questions based on them 
--	--	--	--	--	---


TERM- II (OCTOBER TO MARCH)

OCTOBER	17 Days	<p>Literature</p> <ul style="list-style-type: none"> • Travelling to Assam <p>Grammar</p> <ul style="list-style-type: none"> • Doing Words • Helping Verbs • The bundle of sticks 	<ul style="list-style-type: none"> • Loud reading • Story comprehension • Completing a word web • Travel words • wh-words • Verbs • Helping verbs (is , are , am 	<ul style="list-style-type: none"> • Reading Activity: Reading postcards from Assam • Writing Activity: Journal entry about your recent holiday • Maths Integrated: Directions - Each child will give directions to reach school library from the classroom 	<ul style="list-style-type: none"> • Students will be able to build expressive reading skills • Students will learn about the culture and natural beauty of Assam (tea gardens, rivers, festivals,etc) • Develop effective communication skills • Write simple and meaningful
---------	---------	---	---	---	---

		<p>Hop a little Hop a little, jump a little One, two, three</p>   <p>Skip a little Run a little Tap one knee.</p>   <p>Bend a little, stretch a little Nod your head.</p>   <p>Yawn a little, sleep a little in your bed.</p>  	<p>has , have was , were)</p> <ul style="list-style-type: none"> • Reading comprehension 	<ul style="list-style-type: none"> • Verb Charades: Act out verbs (e.g.,run,play,jump,read) without speaking. <p>Simon Says- (Verbs): Teacher will say a few actions and the students will act out only if it is followed by the command ‘Simon Says’.</p> <p>https://youtu.be/BQarKda3038</p>	<p>sentences using correct vocabulary and basic grammar</p> <ul style="list-style-type: none"> • Use WH words (who, what, where, when, why) to ask and answer simple questions correctly • Identify and use verbs and helping verbs correctly in day to day sentences • Form simple sentences using correct helping verbs
NOVEMBER	17 Days	<p>Literature</p> <ul style="list-style-type: none"> • The Kite (Poem) <p>Grammar</p> <ul style="list-style-type: none"> • Present Continuous Tense • Simple Present Tense • The Past and The Present • Future Tense 	<ul style="list-style-type: none"> • Recitation: Recite the poem with understanding • Movement words • Spotting differences • Is , Am, Are and Doing words +ing • Go , Goes , Do , Does • The Past and the Present • It will happen tomorrow 	<ul style="list-style-type: none"> • Art integration: Drawing and talking about activities you enjoy doing • Mystery Box Activity: Put chits (rain, cloud, plant, water) in a box. Students will pick one chit and speak 1–2 lines about it • AAC Integrated: Spot 8 differences in the two pictures • Art Integrated: Kite making activity • TENSES <p>https://www.youtube.com/watch?v=jBUkI7YIQ&t=17</p>	<ul style="list-style-type: none"> • Recite the poem with correct pronunciation and intonation • Students will develop imagination and love for travel • Learn the usage of helping verbs along with -ing form of verbs • They will be able to differentiate between the use of “go/goes”/“do/does .” etc. • Students will be able to identify and use simple past and future tense forms to talk about actions that have happened or will happen • Apply grammar rules in speaking

				7s&pp=ygUPIHRlbnNIIGZvciBraWRz	and writing.
DECEMBER	20 Days	<p>Literature</p> <ul style="list-style-type: none"> • The Two Kings (Play) <p>Grammar</p> <ul style="list-style-type: none"> • Joining Words • Homophones • Antonyms • Synonyms 	<ul style="list-style-type: none"> • Loud reading • Crossword • Mindful things we do at home • Speaking & Writing • Conjunctions (and/but/or) • Words with the same sound but different meanings • Opposites • Words with the same meaning 	<ul style="list-style-type: none"> • Role Play: In groups, enact the roles of the narrator, the two mahouts and the two kings • Writing Activity: Complete Thank-you note for someone whose qualities you admire • Homophones: https://youtu.be/f9fy4NREF-E?si=fVwXJ5IFxFHg99Jh 	<ul style="list-style-type: none"> • Students will be able to engage with the play and develop comprehension • Read, recognize, comprehend and spell high frequency words. • Learn new words and make sentences of their own with them. • Students will develop kindness and helpfulness to others • Develop gratitude towards others • Join words and sentences using basic conjunctions like <i>and, but, or</i> • Identify and use common homophones correctly in simple sentences • Recognize and use simple synonyms and antonyms to enhance vocabulary
JANUARY	15 Days	<p>Literature</p> <ul style="list-style-type: none"> • The Brave Baby 	<ul style="list-style-type: none"> • Reading with proper voice modulation, expressions and punctuation 	<ul style="list-style-type: none"> • Art Integration: Drawing and talking about activities you enjoy doing • Writing Skill: Writing your daily routine 	<ul style="list-style-type: none"> • Students will relate tents to real-life situations like camping and weather protection. • Recognise different emotions and make deliberate efforts to regulate them

		<p>Grammar</p> <p>Let's introduce short forms in English I AM. I'M YOU ARE. YOU'RE CANNOT. CAN'T</p> <ul style="list-style-type: none"> • Short Forms • The Light of the Firefly 	<ul style="list-style-type: none"> • Synonyms • Giving feelings to non-human things • Short forms • Reading Comprehension • Grammar Worksheet to recapitulate 	<ul style="list-style-type: none"> • Listening Skill: Listening to a story and sequencing • Short Forms <p>https://youtu.be/peh7jVVNUog?si=dOwYxh3fT4qu_Kyc</p>	<ul style="list-style-type: none"> • Identify and use common short forms (contractions) like <i>I'm, don't, can't</i> correctly in simple sentences • Students will be able to read simple passages with understanding and answer related questions correctly
FEBRUARY	20 Days	<p>Literature</p> <ul style="list-style-type: none"> • Come and Play in the Garden (Poem) • The Water Seed (Folktale) <p>Grammar</p> <ul style="list-style-type: none"> • Reading Comprehension - 3 • Picture Composition 	<ul style="list-style-type: none"> • Recitation: Reading the poem with understanding • Double letter words • Loud reading • Speaking • Unscrambling letters and writing correct spellings • Past Tense (-ed words) • Compound Words • Reading Comprehension practice • Picture composition 	<ul style="list-style-type: none"> • Writing: Playground Rules • Speaking Activity: My Journey from Seed to Plant • Acrostic Poem Activity: Write an acrostic poem on TREE / ANIMALS / EARTH • Speaking: Describing picture postcard • Encourage simple and short sentences • Compound words <p>https://youtu.be/OcPYiEfaM8g?si=ox83KNmBdL5Oc0U-</p> <p>Compound words</p> 	<ul style="list-style-type: none"> • Recite the poem with correct pronunciation and intonation • Understand and follow basic playground rules to ensure safety and fair play • To interact comfortably with other children • Develop emotional intelligence • Show care for and joy in engaging with all life forms • Understand the meaning of “water seed” and identify key words (rain, cloud, plant, water) • Explain the importance of water in simple sentences

					<ul style="list-style-type: none"> ● Create simple acrostic poems using words or phrases to express ideas creatively ● Students will be able to read simple passages with understanding and answer related questions correctly ● Observe a picture and write simple, meaningful sentences describing it
MARCH	20 Days	<p>Literature</p> <ul style="list-style-type: none"> ● My community (Project) <p>Grammar</p> <ul style="list-style-type: none"> ● Reading Comprehension ● Paragraph Writing ● Competency-based Assessment 	<ul style="list-style-type: none"> ● Community Description ● Unseen Passage ● Paragraph writing with clues ● Recapitulation of all grammar topics covered so far 	<ul style="list-style-type: none"> ● Project: Art Integrated: Draw a picture and tell about your community ● Complete the conversation ● Paragraph writing using clues 	<ul style="list-style-type: none"> ● Students will know and use enough words to carry out day-to-day interactions effectively ● Students will write a short, simple paragraph on a given topic using correct sentences and basic grammar ● Students will be able to revise and apply previously learned concepts to answer questions and complete tasks correctly

हिंदी

१. पाठ्यपुस्तक : सारंगी - २

२. व्याकरण निपुण

माह	दिनों की संख्या	विषय / पाठ	उपविषय	गतिविधियाँ	अधिगम परिणाम
अप्रैल	१८	इकाई -1 परिवार पाठ-१ नीमा की दादी पाठ-२ घर (कविता) (गतिविधि आधारित) https://youtu.be/8ebNOC1Yu7M व्याकरण - पाठ - १ हमारी भाषा पाठ - २ वर्ण - वर्णमाला	<ul style="list-style-type: none"> मात्राओं की पुनरावृत्ति अनुस्वार वाले शब्द अक्षर और मात्रा से शब्द बनाना 'न' और 'द' से बनने वाले शब्द सही क्रम में स्वर लिखना विराम चिह्न अक्षर जोड़कर नया शब्द बनाना भाषा का मौखिक रूप भाषा का लिखित रूप भाषा की उपयोगिता वर्ण बोध स्वर और व्यंजन का परिचय हिंदी वर्णमाला 	<ul style="list-style-type: none"> परिवार वृक्ष बनाना चित्र देखकर वाक्य बनाना कविता वाचन 	<ul style="list-style-type: none"> स्पष्ट उच्चारण सरल वाक्य निर्माण परिवार के महत्व की समझ नए शब्दों की पहचान विचारों की स्वतंत्र अभिव्यक्ति कविता का हाव-भाव के साथ प्रदर्शन कला और संगीत कलात्मक अभिव्यक्ति
मई	१०	इकाई -1 परिवार पाठ- ३ माला की चाँदी की पायल पाठ- ४ माँ (कविता) (गतिविधि आधारित) व्याकरण- पाठ -३ स्वर की मात्राएँ https://youtu.be/P7X2-wFUhI	<ul style="list-style-type: none"> स्वर तथा उनकी मात्राएँ मात्राओं का प्रयोग चंद्रबिंदु का प्रयोग ध्वनियों की जानकारी 	<ul style="list-style-type: none"> कविता वाचन-माँ कहानी के आधार पर प्रश्न बनाना मदर्स डे कार्ड बनाना कक्षा प्रस्तुत की तैयारी <p>प्रस्तावित गतिविधि = छात्र अपनी माँ के लिए एक धन्यवाद कार्ड बनाएँगे और उसमें दो पंक्तियों की</p>	<ul style="list-style-type: none"> तर्कपूर्ण चिंतन करना तथा प्रश्नों के उत्तर देना परिवार का महत्व समझना कविता का हाव - भाव के साथ प्रदर्शन निर्देशों का पालन करना मातृ - प्रेम कलात्मक अभिव्यक्ति भावनात्मक अभिव्यक्ति शब्द भंडार वृद्धि

				कविता अपनी माँ के लिए लिखेंगे।	
जुलाई	२३	इकाई -1 परिवार पाठ - ५ थाथू और में पाठ - ६ चींटा पाठ - ७ टिल्लू जी (गतिविधि आधारित) <u>व्याकरण</u> पाठ - ४ शब्द और वाक्य पाठ - ५ नाम वाले शब्द https://youtu.be/SrH0Fku7g4U?si=g6FMLhG9MFp0eGDo	<ul style="list-style-type: none"> ● सही जगह पर चन्द्रबिन्दु लगाकर लिखिए ● शब्दों को सही क्रम में लिखकर वाक्य बनाइए ● शब्द की पहचान ● वाक्य की पहचान ● वाक्य में शब्दों का क्रम ● नाम वाले शब्दों की पहचान ● विभिन्न नाम वाले शब्द ● अभ्यास 	<ul style="list-style-type: none"> ● कविता वाचन- टिल्लू जी ● कक्षा प्रस्तुति <p><u>प्रस्तावित गतिविधि</u> = विभिन्न रंगों की वस्तुओं की सूची बनाना - जैसे लाल टमाटर, हरा तोता, नीला आकाश</p>	<ul style="list-style-type: none"> ● तर्कपूर्ण चिंतन ● कारण जानना ● मूल्य आधारित प्रश्नों के उत्तर देना ● निष्कर्ष निकालना ● निर्णय लेना ● वाक्य निर्माण की क्षमता का विकास ● नाम वाले शब्दों की पहचान करने में सक्षम
अगस्त	१९	इकाई - 2 रंग ही रंग पाठ - ८ तीन दोस्त पाठ - ९ दुनिया रंग - बिरंगी (कविता) (गतिविधि आधारित) https://youtu.be/75yxseQMjog पाठ - १० कौन (कविता) <u>व्याकरण -</u> पाठ- ६ राजा - रानी (लिंग) पाठ - ७ एक या अनेक (वचन)	<ul style="list-style-type: none"> ● स्त्रीलिंग और पुल्लिंग का परिचय ● स्त्रीलिंग तथा पुल्लिंग शब्दों की तालिका ● अभ्यास कार्य ● एकवचन तथा बहुवचन की पहचान ● एकवचन तथा बहुवचन शब्द ● बोध और विचार ● बेमेल शब्द को ढूँढकर लिखना 	<ul style="list-style-type: none"> ● कविता वाचन - दुनिया रंग-बिरंगी, कौन ● प्रश्नों का निर्माण - कब, क्या, क्यों, कैसे ● इंद्रधनुष बनाओ और रंग भरो ● रंगों के नाम <p><u>प्रस्तावित गतिविधि-</u> विभिन्न रंगों की वस्तुओं की सूची बनाना - जैसे लाल टमाटर, हरा तोता, नीला आकाश आदि।</p>	<ul style="list-style-type: none"> ● शब्द भंडार में वृद्धि ● मौखिक एवं लिखित शब्दावली का विकास ● कविता का हाव-भाव के साथ प्रदर्शन ● सकारात्मक प्रदर्शन ● संबंधित शब्दों की पहचान तथा सही उच्चारण से पढ़ना ● कलात्मक अभिव्यक्ति ● मौखिक भाषा का ज्ञान और तार्किक क्षमता का विकास ● प्रकृति प्रेम और सौंदर्य बोध
सितंबर	२०	इकाई - 2 रंग ही रंग पाठ - ११ बैंगनी जोजो पाठ - १२ तोसिया का सपना	<ul style="list-style-type: none"> ● पाठ बोधन ● नए शब्द अर्थ ● प्रश्न -उत्तर ● पक्षियों के नाम ● क्ष अक्षर वाले शब्द ● जीवों के नाम की 	<ul style="list-style-type: none"> ● कंदील बनाना - कला समन्वित गतिविधि ● चने का 	<ul style="list-style-type: none"> ● शब्दों का सरल वाक्यों में उचित प्रयोग ● स्तरानुरूप पाठन ● शब्दावली का विकास मौखिक


		<p>इकाई - 3 हरी-भरी धरती</p> <p>पाठ - १३ तालाब</p> <p><u>व्याकरण -</u></p> <p>पाठ - ८ सब नामों के लिए (सर्वनाम)</p> <p>https://youtu.be/RdqXOIUUlwY</p>	<p>सूची</p> <ul style="list-style-type: none"> नाम के स्थान पर प्रयुक्त होने वाले शब्दों की पहचान अभ्यास कार्य 	<p>बीजारोपण करना</p> <p>प्रस्तावित गतिविधि- छात्र चने का बीजारोपण करेंगे तथा अपने अनुभव साझा करेंगे।</p>	<p>और लिखित भाषा का विकास</p> <ul style="list-style-type: none"> लेखन क्षमता का विकास तार्किक और व्यवस्थित तरीके से विचारों की प्रस्तुति अंतः क्रियात्मक कौशल का उपयोग करके समूह गतिविधियों में भाग लेना
अक्टूबर	१७	<p>इकाई - 3 हरी-भरी धरती</p> <p>पाठ - १४ बीज (गतिविधि आधारित)</p> <p>पाठ - १५ किसान (कविता)</p> <p><u>व्याकरण -</u></p> <p>पाठ - ९ विशेषता बताने वाले शब्द (विशेषण)</p> <p>https://www.youtube.com/watch?v=buST2ulhDxk</p>	<ul style="list-style-type: none"> कविता का सस्वर वचन कविता लेखन विशेषता बताने वाले शब्दों की पहचान विशेषता बताने उदारहरण अभ्यास कार्य 	<ul style="list-style-type: none"> पेड़ों के लाभ तथा महत्व पर कुछ पंक्तियाँ - चर्चा - परिचर्चा मूली के परांठे और ठंडी-ठंडी लस्सी बनाने के लिए क्या-क्या सामग्री चाहिए - सूची बनाओ <p>प्रस्तावित गतिविधि- पेड़ों के लाभ तथा महत्व - छात्र अपनी कॉपी में कला के माध्यम से पेड़ों के महत्व को दर्शाएँगे।</p>	<ul style="list-style-type: none"> शुद्ध लेखन रचनात्मक सोच शब्द भंडार विकसित होना कविता का हाव-भाव के साथ प्रदर्शन शब्दों का सही उच्चारण शब्दों का वाक्यों में सही प्रयोग पेड़-पौधों की उपयोगिता पर्यावरण संरक्षण के प्रति सजगता स्तरानुरूप पाठन कलात्मक अभिव्यक्ति



नवंबर	१७	<p>इकाई - 3 हरी-भरी धरती</p> <p>पाठ - १६ मूली (गतिविधि आधारित) पाठ - १७ बरसात और मेंढक (गतिविधि आधारित) पाठ - उठो - उठो (केवल पढ़ने के लिए)</p> <p>इकाई - ४ मित्रता</p> <p>पाठ - १८ शेर और चूहे की दोस्ती https://youtu.be/1Hr_xXjTWHo?feature=shared</p> <p><u>व्याकरण -</u></p> <p>पाठ - १० काम बताने वाले शब्द (क्रिया)</p>	<ul style="list-style-type: none"> ● खेत में उगने वाली वस्तुओं के नाम ● शब्द युग्म ● ढ,ड,ड़,और द से शब्द ● काम बताने वाले शब्दों की पहचान ● अभ्यास कार्य ● कठिन शब्द ● वाक्य प्रयोग 	<ul style="list-style-type: none"> ● कविता वाचन - उठो उठो ● चित्र बनाओ और कहानी को आगे बढ़ाओ <p>प्रस्तावित गतिविधि- अपने मित्र को उसकी विशेषता बताते हुए एक नोट लिखो </p>	<ul style="list-style-type: none"> ● शब्द भंडार में वृद्धि ● सामान्य ज्ञान में वृद्धि ● प्रश्नों का निर्माण ● प्रतिक्रिया व्यक्त करना ● कारण जानना ● दोस्ती, भाईचारा,और प्रेम की अभिव्यक्ति ● तार्किक क्षमता का विकास ● बौद्धिक क्षमता का विकास
दिसंबर	२०	<p>इकाई - ४ मित्रता</p> <p>पाठ - १९ आउट पाठ - खेल संध्या (केवल पढ़ने के लिए) पाठ - २० छुपन - छुपाई (गतिविधि आधारित) पाठ - २१ हाथी साइकिल चला रहा था (कविता)</p> <p><u>व्याकरण</u></p> <p>पाठ - ११ उलटे अर्थ वाले शब्द (विलोम शब्द) https://youtu.be/ZG2cZaNTeFU?si=koHpEeg-NU8ovOn7</p>	<ul style="list-style-type: none"> ● खेलों के नाम ● चित्र लेखन ● शब्द अंत्याक्षरी ● उलटा अर्थ बताने वाले शब्द ● अभ्यास कार्य ● स्मरणीय बिंदु ● खेल-खेल में 	<ul style="list-style-type: none"> ● खेल कूद पर चर्चा ● विभिन्न खेलों की सूची ● अपनी पसंद के किन्हीं दो खिलाड़ियों के चित्र चिपकाओ और नाम भी लिखो <p>प्रस्तावित गतिविधि- शब्द अंत्याक्षरी - इल्ली के चित्र के माध्यम से अपनी - अपनी शब्द अंत्याक्षरी बनाओ और नए-नए शब्द कक्षा में साझा करो</p>	<ul style="list-style-type: none"> ● निर्देशों का पालन करना ● शब्द भंडार में वृद्धि ● पर्यावरण के प्रति सजगता ● संस्कृति और शिष्टाचार का महत्त्व ● मिलकर काम करने की भावना जागृत करना ● विभिन्न खेलों के प्रति दिलचस्पी ● खेल भावना का विकास ● लेखन कौशल का विकास ● तार्किक क्षमता का विकास ● बौद्धिक क्षमता का विकास


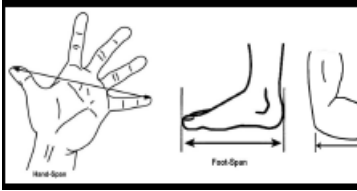
जनवरी	१५	<p>पाठ - डरो मत (केवल पढ़ने के लिए)</p> <p>इकाई - ५ आकाश पाठ - २२ चार दिशाएँ (कविता) पाठ - २३ चंदा मामा (कविता) (गतिविधि आधारित)</p> <p><u>व्याकरण</u></p> <p>पाठ - १२ वस्तु एक नाम अनेक (पर्यायवाची शब्द) https://youtu.be/OhOzdauT6IM?si=IWhbY0kHu-hG3pcn</p>	<ul style="list-style-type: none"> ● एक वस्तु के अलग - अलग नाम ● कुछ शब्दों के अनेक नाम ● कहानी लेखन ● कविता लेखन ● अभ्यास कार्य ● दिशाओं के नाम ● अक्षरों को क्रम में रखते हुए शब्द बनाना 	<ul style="list-style-type: none"> ● चंदा मामा कहानी को चित्रों की सहायता से फिर से बताइए कुछ वाक्य भी लिखिए <p>प्रस्तावित गतिविधि- दिए गए चित्रों के माध्यम से खरगोश और कछुए की कहानी नए रूप में प्रस्तुत करो </p>	<ul style="list-style-type: none"> ● शब्द भंडार में वृद्धि ● कविता का हाव-भाव के साथ प्रदर्शन ● प्रतिक्रिया व्यक्त करना ● शब्दों का वाक्यों में सही प्रयोग ● अर्थग्रहण करना ● तर्कपूर्ण चिंतन करना तथा प्रश्नों के उत्तर देना ● कल्पना शक्ति का विकास ● भाषा विकास
फरवरी	२०	<p>इकाई - ५ आकाश</p> <p>पाठ - २४ गिरे ताल में चंदा मामा (कविता) (गतिविधि आधारित)</p> <p>https://youtu.be/HmiAwG5YvwE?si=ROyVgx3jdYwFfD43</p> <p>पाठ - २५ सबसे बड़ा छाता (गतिविधि आधारित)</p> <p><u>व्याकरण</u></p> <p>पाठ - १३ दिन , महीने और संख्या</p>	<ul style="list-style-type: none"> ● कविता लेखन ● कविता वाचन ● दिनों के नाम ● महीनों के नाम ● हिंदी-अंग्रेजी अंकों व शब्दों में गिनती ● बोध और विचार ● अभ्यास कार्य 	<ul style="list-style-type: none"> ● धरती आकाश, चाँद सूरज, नदी झरना, पेड़ पौधे आदि को एक सुन्दर चित्र में एक साथ दर्शाते हुए सभी को नाम लिखिए <p>प्रस्तावित गतिविधि- रोज़ रात को चाँद को देखिए और चाँद के विभिन्न आकार बनाइए </p>	<ul style="list-style-type: none"> ● प्रत्यास्मरण ● कविता का हाव-भाव के साथ प्रदर्शन ● अर्थग्रहण ● सौंदर्यबोध ● प्रकृति प्रेम ● शब्द भंडार में वृद्धि ● सामान्य ज्ञान ● कलात्मक अभिव्यक्ति

मार्च	२०	<p>इकाई - ५ आकाश</p> <p>पाठ - २६ बादल (कविता) <u>व्याकरण</u></p> <p>रचनात्मक कार्य</p> <ul style="list-style-type: none"> ● वार्तालाप ● वस्तु वर्णन https://youtu.be/5KA_qX9r16A?si=qDx5m21_M4k-Cd ● पठन एवं भाव-ग्रहण ● चित्र कथा 	<ul style="list-style-type: none"> ● कहानी लेखन ● संवाद लेखन ● चित्र वर्णन ● अपठित गद्यांश ● अनुच्छेद लेखन 	<ul style="list-style-type: none"> ● वाचन कौशल मूल्यांकन ● पठन कौशल मूल्यांकन ● श्रवण कौशल मूल्यांकन <p>प्रस्तावित गतिविधि- अपने मित्र को उसकी विशेषता बताते हुए एक नोट लिखो।</p>	<ul style="list-style-type: none"> ● शब्द भंडार में वृद्धि ● सामान्य ज्ञान में वृद्धि ● प्रश्नों का निर्माण ● प्रतिक्रिया व्यक्त करना ● कलात्मक अभिव्यक्ति
-------	----	---	---	--	---


SUBJECT : MATHS**TERM WISE REVISED SYLLABUS : CLASS 2 (2026-27)****TEXTBOOK: TOGETHER WITH MATHEMATICS BUZZZ !! –
FOUNDATIONAL STAGE**

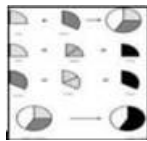
MONTH	NO. OF WORKING DAYS	TOPIC/LESSON	SUB-TOPIC	ACTIVITIES	LEARNING OUTCOMES
TERM- I (APRIL TO SEPTEMBER)					
Term I APRIL	18	CH – 1: Numbers and Numeration CH- 2: Addition	<ul style="list-style-type: none"> • Numbers and Number names (up to 999) • Hundreds, Tens & Ones • Expansion of 3-digit numbers • Numbers on the Abacus • Place value of the Digits • Before, After and Between • Comparison of 3-digit numbers • Ascending and Descending order • Odd and Even numbers 	<ul style="list-style-type: none"> • Use of number charts and flash cards • Abacus demonstration • Making a Place value snake  <ul style="list-style-type: none"> • Number line activities • Worksheets and oral drills • Group sorting and card games • Odd/Even Straw Activity: The students will identify a number as an even number or an odd number by making pairs of straws. • Addition Using Bindis: 	<ul style="list-style-type: none"> • Reads and writes numbers up to 999 confidently • Identifies place value correctly • Expands numbers into hundreds, tens and ones • Compares and arranges numbers accurately • Identifies odd and even numbers correctly <ul style="list-style-type: none"> • Adds 2- and 3-digit numbers

				<p>Add 3 digit numbers using bindis of different shapes/colours. (without regrouping).</p>  <p>• Quiz : https://www.transum.org/software/SW/Starter_of_the_day/students/Basic_Addition.asp</p>	
MAY	10	CH- 2: Addition	<ul style="list-style-type: none"> • Adding 2- and 3-digit numbers • Addition facts • Regrouping of numbers • Adding Three numbers • Estimation 	<ul style="list-style-type: none"> • Make a Coat Hanger and Clothespins Addition Machine  <p>Link : https://www.teachstarter.com/us/blog/10-easy-simple-addition-activities-kids-us/</p>	<ul style="list-style-type: none"> • Recalls addition facts accurately • Adds three numbers correctly • Estimates sums using rounding methods • Understand addition as putting together, combining or adding to groups. • Understand the concept of “more” and finding the total. • Use mental maths strategies. • Solve word problems related to daily life situations. • Understand various properties of addition. • Identify missing addends.



<p>JULY</p>	<p>23</p>	<p>CH 3: Subtraction</p>	<ul style="list-style-type: none"> • Subtracting 2 and 3 digit numbers • Subtraction facts • Relation between addition and subtraction • Estimate the difference. 	<ul style="list-style-type: none"> • Subtraction using How many petals left on the flower?  <p>Link: https://www.youtube.com/watch?v=LoiTO0PeQxc</p>	<ul style="list-style-type: none"> • Understand subtraction as taking away or counting backwards. • Subtracts 2 and 3 digit numbers with and without regrouping. • Understand various properties of subtraction.
<p>AUGUST</p>	<p>19</p>	<p>CH – 8: Measurements</p>	<ul style="list-style-type: none"> • Measurement of length • Measurement of weight • Measuring capacity 	<ul style="list-style-type: none"> • The students will measure different objects in the classroom using handspan, footspan and cubit. (Teacher’s table, Student’s desk, wooden cupboard, tiles, etc.)  <ul style="list-style-type: none"> • Wrapper Activity (Measurement of Weight) <p>The students will collect the wrappers of any 5 objects like biscuits, wafers, soaps, toothpaste to identify their unit of measurement and write the weight and unit in their notebook.</p>	<ul style="list-style-type: none"> • Become familiar with the standard & nonstandard units for measuring length • Performs addition and subtraction of measurement units • Estimate and measure different weights & compare the weight of objects. • Solves real-life measurement problems

TERM- II (SEPTEMBER TO MARCH)

<p>SE PT EM BE R</p>	<p>20</p>	<p>CH – 7: Money</p>	<ul style="list-style-type: none">• Identification of notes and coins• Addition and subtraction of rupees and paisa	<ul style="list-style-type: none">• Money: Market Scenario <p>The students will create a market scene. Role play as a shopkeeper and customer. They will buy and sell things using play money.</p>	<ul style="list-style-type: none">• Reads and writes money amounts accurately• Performs addition and subtraction of money• Solves real-life money word problems• Identify Indian currency notes and coins.• Calculate the money required and money obtained in balance in simple buying situations.
<p>OC TO BE R</p>	<p>17</p>	<p>CH – 4: Multiplicati on</p>	<ul style="list-style-type: none">• Multiplication tables by 2 to 10• Multiplication facts• Multiplying 2- and 3-digit numbers	<ul style="list-style-type: none">• Multiplication using objects <p>The students will do multiplication using concrete objects – like ice cream sticks.</p>  <ul style="list-style-type: none">• Story (Multiplication)	<ul style="list-style-type: none">• Understands multiplication as repeated addition• Visualize multiplication using concrete objects, drawings• Understand the symbol of “x”• Understand the relationship between multiplication and addition

				https://storyweaver.org.in/stories/436351-wings-and-tables?mode=read	
NO VE MB ER	17	CH – 5: Division	<ul style="list-style-type: none"> • Division as Equal distribution • Division as repeated subtraction • Relation between Multiplication and Division • Division using multiplication tables • long division 	<ul style="list-style-type: none"> • Grouping (Division) <p>The students will understand division by grouping by using bangles, buttons, etc. They will be required to make equal groups and put buttons in the bangles, with remaining buttons outside the bangles.</p>	<ul style="list-style-type: none"> • Understand the concept of division • Explore division facts • Understand the relationship between multiplication and division • Perform division (without remainder) using multiplication tables.
DE CE MB ER	20	CH – 6: Fractions	<ul style="list-style-type: none"> • Fractional number • Types of Fractions 	<ul style="list-style-type: none"> • To paste cut outs of one shape showing a whole, half, one – third and one – fourth.  <p><i>Story: GIVE ME HALF(STORY)</i> https://www.youtube.com/watch?v=GbWFfWwyB5s</p> <ul style="list-style-type: none"> • The students will use coloured origami sheets 	<ul style="list-style-type: none"> • Understand the meaning of fractions as a part of a whole or a collection in terms of one-half, one-fourth and three- fourth. • Draw various pictures to show different fractions.

				and show different fractions by folding them.	
JANUARY	15	CH – 9: Time and Calendar	<ul style="list-style-type: none"> • O'clock time • Half Past , Quarter Past, Quarter to • Days of the week • Months in a year • Calendar • Seasons in a year 	<ul style="list-style-type: none"> • Game (Measurement of Time) https://www.scootle.edu.au/ec/viewing/L9644/index.html • The students will note the timing of any 5 favorite cartoon shows and draws three different clocks showing these timings. The clock will have different faces of the cartoon characters you like the most. • Birthday Month Calendar (Calendar) <p>Make a beautiful calendar of your birthday month.</p>	<ul style="list-style-type: none"> • Read, show and write the time using a clock in terms of o'clock and half past. • Understand shorter and longer duration of time • Get familiar with days of the week and months of the year. • Understand the facts related to time and calendar like 1 day = 24 hrs. and so on.

<p>FE BR UA RY</p>	<p>20</p>	<p>CH – 10: Shapes and Patterns</p>	<ul style="list-style-type: none"> • Straight and curved lines • Shapes and solids • Faces, Edges and Corners • Patterns 	<p>2D Scenery:</p> <p>Students will make a scenery using 2D Shapes in their notebook.</p> <ul style="list-style-type: none"> • Quiz: https://www.turtlediary.com/quiz/identify-3d-shapes.html • Tabular presentation: <p>Total number of surfaces (curved / flat) of 3D shapes in notebook.</p> <p>Activity –</p>  <p>SHAPE SANDWICH WORKSHOP - make a delicious sandwich using different 3 D shaped food items.</p>	<ul style="list-style-type: none"> • Draw horizontal, vertical and slanting lines • Identify and understand the basic 2D and 3D shapes by their names in terms of their physical properties. • Identify open and closed figures and Identify objects that roll/slide.
<p>MA RC H</p>	<p>20</p>	<p>CH – 11: Data Handling</p>	<ul style="list-style-type: none"> • Understanding data • Listing things • Collecting data • Recording and Reporting data 	<ul style="list-style-type: none"> • The students will track weather for 7 days and record observations in the tabular form. (maximum, minimum, the most, the least) • Represent & read information given through pictures & symbols. 	<ul style="list-style-type: none"> • Collection, recording and interpretation of data. • Present data of a given situation, draw inferences from the data collected • Represent the data in pictorial form

SUBJECT : EVS**TERM WISE SYLLABUS : CLASS 2 (2026-27)****TEXTBOOK: MILLENNIUM'S MY GREEN WORLD 2**

MONTH	NO. OF WORKING DAYS	TOPIC/ LESSON	SUB-TOPIC	ACTIVITIES	LEARNING OUTCOMES
APRIL	18	Unit 1: Me And My Body Ch-1: Body and Health	<ol style="list-style-type: none">1. External Body Parts2. Sense Organs3. Functions4. Personal Hygiene5. Exercise and Rest	<ul style="list-style-type: none">● Label a body chart● “Simon Says” body-parts game <p>https://www.youtube.com/watch?v=OkO8DaPIyXo&pp=ygUKc2ltb24gc2F5cw%3D%3D</p> <ul style="list-style-type: none">● Mystery sound and smell game (Students’ will be blindfolded. They will hear sounds of 5 objects and guess it followed by smelling 5 items and guessing their names.)● Meditation practice <p>https://youtu.be/FKU6QwT8psY</p> <ul style="list-style-type: none">● Memory game (show 5 objects, hide them, ask students to recall).● Feel heartbeat after jumping for 30 seconds.	<p>The students will be able to-</p> <ul style="list-style-type: none">● Identify and name external body parts and sense organs.● Describe functions of body parts and sense organs.● Demonstrate basic personal hygiene practices (e.g., handwashing, brushing teeth).● Recognize the importance of healthy food, regular exercise, and proper rest. <ul style="list-style-type: none">● Identify internal body parts (brain, heart, lungs, stomach).
MAY	10	Ch-2: Inside My Body			

			<ol style="list-style-type: none"> 1. Our Internal Organs- Brain, Heart, Lungs and Stomach 2. Functions 	<ul style="list-style-type: none"> ● Balloon activity to show how lungs are filled with air. <p>https://www.youtube.com/s_horts/phjd1MP94A0?feature=share</p>	<ul style="list-style-type: none"> ● State function of each internal organ. ● Understand that internal organs help the body grow, move, breathe, and think. ● Develop awareness of keeping internal organs healthy through good habits.
JULY	23	<p>Unit 2- My Surroundings</p> <p>Ch-3: Family and Friends</p>	<ol style="list-style-type: none"> 1. Family Members 2. Types of Families 3. Sharing responsibilities at home 4. My friends 5. Good manners and respect 	<ul style="list-style-type: none"> ● Draw, paste pictures and label a family tree. ● Golden Words- Flashcards of Please, Thankyou and Sorry <p>(Use them as per the situation given by the teacher)</p>	<p>Students will be able to-</p> <ul style="list-style-type: none"> ● Understand the importance of family. ● Identify different members of a family. ● Differentiate between nuclear, joint families and single - parent families. ● Understand the importance of love, care, and respect in family and friendship. ● Demonstrate good manners and positive

		<p>Ch-4: Houses We Live In</p>	<ol style="list-style-type: none"> 1. Need for a House. 2. Types of houses 3. Materials used to build houses 	<ul style="list-style-type: none"> ● On an A4 sheet, make any one Kutcha House using different types of materials (for eg- cotton, match stick, sand paper, buttons, hair ties, wool and paper cup) <p>https://www.youtube.com/sorts/Prdcda4wm5k</p> <p>(Story: My Home)</p> <p>https://literacycloud.org/stories/2366-my-home/</p> <ul style="list-style-type: none"> ● Sort food pictures into Energy-giving, Body - building and Protective food. ● Name one healthy food item for the alphabet shown by the teacher. <p>(For eg- A- apple, avocado, F- fish, fig)</p> <ul style="list-style-type: none"> ● Balanced Food in tiffin - with explanation. 	<p>behavior with family and friends.</p> <ul style="list-style-type: none"> ● Develop social skills such as sharing, helping, and cooperation. <p>Students will be able to-</p> <ul style="list-style-type: none"> ● Explain the need for a house. ● Identify different types of houses including flats and skyscrapers. ● Describe materials used to build houses. ● Differentiate between temporary and permanent houses. <p>Students will be able to-</p> <ul style="list-style-type: none"> ● Explain why food is important for our body.
		<p>Unit 3 - My Habits</p> <p>Ch-5: Food We Eat</p>	<ol style="list-style-type: none"> 1. Importance of food 2. Types of food 3. Balanced diet 4. Healthy and Unhealthy food 		

			3. Regional Festivals		National, Religious and Regional Festivals <ul style="list-style-type: none"> Show respect for all cultures and traditions
SEP	20	Ch-8: Neighbourhood Helpers and Services	<ol style="list-style-type: none"> Who are our neighbours? Community Services Community Helpers Places of Worship 	<ul style="list-style-type: none"> Interview a shopkeeper in your neighbourhood. You can ask him/her some questions such as – when did you set up the shop, how many people work at your shop, where did you get this idea to open a shop etc. <p>Students will share their experience in the class.</p>	<p>Students will be able to-</p> <ul style="list-style-type: none"> Name different neighbourhood helpers and services. Describe their roles. Recognize places of worship. Show respect and gratitude towards helpers.
OCT	17	Ch-12: Earth and Its Neighbours	<ol style="list-style-type: none"> Our Earth Natural Things Man-Made Things Atmosphere Neighbours of the Earth- The Sun, The Moon, planets and stars 	<ul style="list-style-type: none"> Role Play- Day and Night <p>https://youtu.be/tvBd3eTJJQQ</p>	<p>Students will be able to-</p> <ul style="list-style-type: none"> Identify Earth as our home planet. Name Earth's nearest neighbours – Sun and Moon. Understand the importance of

JAN	15	Ch-13: Save the Earth	<ol style="list-style-type: none"> 1. Earth is unique. 2. Natural Resources and ways to save them- <ul style="list-style-type: none"> ● Water ● Air ● Soil 3. Protection of plants and animals. 	<ul style="list-style-type: none"> ● Poster making activity on 3R- Reduce, Reuse, Recycle 	<p>Students will be able to-</p> <ul style="list-style-type: none"> ● Understand that Earth is our home and needs protection. ● Identify ways to keep air, water, and surroundings clean. ● Develop habits such as using dustbins and not wasting water. ● Show care for plants, animals, and nature.
FEB	20	Unit 7- Keeping In Touch Ch-14: Means of Communication	<ol style="list-style-type: none"> 1. What is Communication? 2. Importance of Communication. 3. Personal Communication 4. Mass Communication 	<ul style="list-style-type: none"> ● Pass The Message game. ● Newspaper Reading <p>https://youtu.be/wRlqIS0oNiM</p>	<p>Students will be able to:</p> <ul style="list-style-type: none"> ● Understand the meaning of communication ● Identify different means of communication (letter, phone, TV, radio). ● Differentiate between personal and mass communication

		Ch-15 Transport and Safety	<ol style="list-style-type: none"> 1. What is transport? 2. Types of transport 3. Road Safety rules 	<ul style="list-style-type: none"> ● Traffic Light Dance Game <p>Teacher shows:</p> <p>Green → Students dance</p> <p>Yellow → Students dance slowly</p> <p>Red → Students stop</p>	<p>Students will be able to-</p> <ul style="list-style-type: none"> ● Understand the meaning and importance of transport. ● Identify different types of transport (land, water, air). ● Explain road safety rules. ● Develop safe habits while walking on roads or travelling in vehicles.
MAR	20	Unit 8- Games We Play Ch- 16 Games We Play	<ol style="list-style-type: none"> 1. Importance of playing games 2. Indoor games 3. Outdoor games 	<ul style="list-style-type: none"> ● Students will bring any 1 favourite board game to play with their friends. 	<p>Students will be able to-</p> <ul style="list-style-type: none"> ● Understand the importance of games for health and enjoyment. ● Identify and differentiate between various indoor and outdoor games. ● Develop teamwork & cooperation while playing.

SUBJECT : GENERAL KNOWLEDGE**TERM WISE REVISED SYLLABUS : CLASS 2 (2026-27)****TEXTBOOK: THE WORLD AROUND ME BY SCS SULTAN CHAND**

MONTH	NO. OF WORKING DAYS	TOPIC/ LESSON	SUB-TOPIC	ACTIVITIES	LEARNING OUTCOMES
APRIL	18	India, Our Country	<ul style="list-style-type: none">❖ India: The Past Glory❖ Makers Of Modern India❖ Around The Country❖ Here And There	https://youtube.com/shorts/XYsWXVWeq5I?si=qUF-tSLMvDfx4tzC Identification and matching of freedom fighters and which place they belong to.(pictures and pockets made)	The students will <ul style="list-style-type: none">● Enhance their knowledge about the great freedom fighters of India● Famous tourist places of our beautiful country.
MAY	10	India, Our Country	<ul style="list-style-type: none">❖ Celebration Time❖ Unity In Diversity❖ Food Festival For Gaurav❖ Rapid Fire-1	https://youtube.com/shorts/r8Sps2zc5Ek?si=tO9-ZD8aCriM0AYP Craft activity on unity in diversity	The students will <ul style="list-style-type: none">● Understand the importance of celebrations.● Learn about different festivals, different languages, variety of food and dresses worn by Indians.● Understand that we are different in many ways but still we are united.● Recapitulate the topics covered in April and May.
JULY	23	Plants And Animals	<ul style="list-style-type: none">❖ Colourful Flowers❖ Common Nuts❖ Plants-Our Great Friends❖ Animal Kingdom❖ Feathered Friends	https://youtube.com/shorts/VG0dT4k8xPU?si=zYbsL_xG8u0bFG-n Face mask of different kinds of animals.	The students will: <ul style="list-style-type: none">● Recognize the importance of plants and appreciate their beauty.● Understand the importance of eating nuts
AUGUST	19	Plants And Animals	<ul style="list-style-type: none">❖ Talk Time	https://youtube.com/shorts/p10B2XVwajY?si=6ghAgR_6dw-QGgL4	The students will: <ul style="list-style-type: none">● Differentiate types of animals.

			<ul style="list-style-type: none"> ❖ The World Of Insects ❖ Animal Wonders ❖ Lost! Lost! Lost! ❖ Plants Or Animals ❖ Rapid Fire-2 	Nature Walk to describe different kinds of plants.	<ul style="list-style-type: none"> ● Recognize the significance of plants and animals. ● Recapitulate the topics covered.
SEPTEMBER	20	Science, Technology, Human Body And Environment	<ul style="list-style-type: none"> ❖ Stars And Planets ❖ Tools And Implements ❖ Popular Inventions ❖ Human Body: The Wonder Machine ❖ Our Senses ❖ All About Air ❖ Save The Environment ❖ Rapid Fire-3 	https://youtube.com/shorts/YPxZl-OiktA?si=59S2jDO0OnaZ7BqM Poster Making on save the environment. https://youtube.com/shorts/6_wgTjEIHGg?si=9tAULv42vjqAWjNi Air is necessary for burning.	The students will: <ul style="list-style-type: none"> ● Understand and know about celestial bodies. ● Understand human body and its senses. ● Understand and explore the properties of air. ● Understand the importance of the environment and ways to save it. ● Recapitulate the topics covered.
OCT	17	Games, Sports And Entertainment	<ul style="list-style-type: none"> ❖ Sailing Or Surfing ❖ Come, Let's Play! ❖ Sports Heroes ❖ Sa Re Ga Ma.... ❖ Celebrities ❖ Channel Watch ❖ Rapid Fire-4 	https://youtube.com/shorts/nzFHv0xbrkc?si=ZPfl_2vuiB03JSW Discussion about our sports heroes and the games they are involved in.	The students will: <ul style="list-style-type: none"> ● Understand the importance of various games. ● Identify the famous sports heroes. ● Identify famous celebrities (actors and singers) ● Recapitulate the topics covered this month.
NOV	17	General Awareness	<ul style="list-style-type: none"> ❖ Continents And Oceans ❖ Around The World ❖ Popular Days And Dates ❖ The Distinguished Company 	https://youtu.be/ztevS_6KgC8?si=6e2ttKZ3GhsuT6KY song on 7 continents	The students will: <ul style="list-style-type: none"> ❖ Enhance their knowledge about the continents and oceans around the world. ❖ Popular days celebrated around the world.

			❖ Achievers		
DEC	20	General Awareness	<ul style="list-style-type: none"> ❖ At The Top ❖ Where do we go? ❖ Brands ❖ Group Names ❖ Rapid Fire-5 		<p>The students will:</p> <p>Enhance their knowledge about famous dignitaries of India</p> <p>Popular brands of various objects.</p>
JAN	15	Language And Literature	<ul style="list-style-type: none"> ❖ Rhyme Time ❖ Fun With Words ❖ Collections and Comparisons ❖ Fun Time 	https://youtube.com/shorts/LwIdFYcGrhU?si=cJHEPM1C-rs8rmJm word chain game	<p>The students will:</p> <ul style="list-style-type: none"> ❖ Enhance their vocabulary through rhyming words, comparatives and fun games with jumbled up letters and words.
FEB	20	Brain Teasers	<ul style="list-style-type: none"> ❖ Sharp Eye ❖ Brain Teasers-1 ❖ Brain Teasers-2 ❖ Brain Teasers-3 		<p>The students will:</p> <ul style="list-style-type: none"> ❖ Sharpen up their eyes and brain through brain teasers activities.
MARCH	20	Me Too Crorepati	<ul style="list-style-type: none"> ❖ Set 1 ❖ Set 2 ❖ Set 3 ❖ Set 4 ❖ Set 5 		<p>The students will:</p> <ul style="list-style-type: none"> ❖ Practice solving and answering various general knowledge games and quizzes

SUBJECT : MUSIC

TERM WISE REVISED SYLLABUS : CLASS 2 (2026-27)

MONTH	NO. OF WORKING DAYS	TOPIC/LESSON	SUB-TOPIC	ACTIVITIES	LEARNING OUTCOMES
April	18	National Anthem; Motivational Song	1. Introduction to National Anthem 2. <i>Galat Mat Kadam Uthao</i>	1. Vocal drills for posture and breath control. 2. Call-and-response singing for lyrical accuracy.	1. Master the correct protocol and diction of the Anthem. 2. Develop vocal projection and a sense of collective discipline
May	10	Mantra	Chanting of <i>Gayatri Mantra</i>	1. Guided meditation and deep breathing exercises. 2. Focus on <i>Shuddha Uccharan</i> (Correct Pronunciation)	1. Enhance auditory memory and concentration skills. 2. Experience the calming effect of rhythmic chanting.
July	23	Patriotic Song; Taal	1. <i>Vande Mataram</i> 2. Dadra Taal 3. Keherva Taal	1. Learning the melody with basic rhythmic accompaniment. 2. Practice of <i>Taali</i> (Clap) and <i>Khali</i> (Wave) for both Taals.	1. Differentiate between 6-beat and 8-beat rhythmic cycles. 2. Develop hand-eye coordination through percussive hand beats.
August	19	Prayer Song	Tu hi Ram hai, Tu Rahim hai	1. Unison singing to maintain pitch consistency. 2. Identifying the <i>Bhava</i> (Expression) of the lyrics.	1. Understand the values of peace and universal harmony. 2. Improve vocal melody and emotional expression.

September	20	Prayer Song; Mantra	<ol style="list-style-type: none"> 1. All Things Bright And Beautiful. 2. Mahamrityunjay Mantra Chanting. 	<ol style="list-style-type: none"> 1. Choral singing for the prayer song. 2. Rhythmic chanting with precise timing for the Mantra. 	<ol style="list-style-type: none"> 1. Develop linguistic clarity in both Hindi and English. 2. Cultivate a sense of humility and spiritual awareness.
October	17	Motivational Song	Ye Waqt Na Thehra Hai	<ol style="list-style-type: none"> 1. Narrative storytelling through song. 2. Exercises in dynamic singing (Soft vs. Loud). 	<ol style="list-style-type: none"> 1. Inculcate resilience and courage through musical themes. 2. Build self-confidence through solo and group performances.
November	20	Festival Song	Diwali Song	<ol style="list-style-type: none"> 1. Understanding the use of percussion in festive music. 2. Group performance rehearsals. 	<ol style="list-style-type: none"> 1. Recognize and appreciate India's diverse cultural heritage. 2. Develop a sense of community through festive singing.
December	20	Christmas Carols	Jingle Bells	<ol style="list-style-type: none"> 1. Introduction to Western melodic structures. 2. Fast-tempo rhythmic exercises. 	<ol style="list-style-type: none"> 1. Explore global musical traditions and festive joy. 2. Improve rhythmic agility and tempo synchronization.
January	15	Patriotic Song	Saare Jahan Se Achha	<ol style="list-style-type: none"> 1. Singing with a steady <i>Theka</i> (Beat). 2. Discussion on the song's historical context. 	<ol style="list-style-type: none"> 1. Strengthen national identity and patriotic fervor. 2. Maintain rhythmic stability throughout a performance.
February	20	Saraswati Mantra	<i>Saraswati Mantra</i>	<ol style="list-style-type: none"> 1. Pitch-matching exercises (Swar-Gyan). 2. Meditative chanting sessions. 	<ol style="list-style-type: none"> 1. Refine vocal accuracy and tonal quality. 2. Foster respect for traditional learning and fine arts.

March	20	Revision	Annual Recap	<ol style="list-style-type: none"> 1. Performance showcase of the year's repertoire. 2. Quiz on basic <i>Taals</i> and <i>Swaras</i>. 	<ol style="list-style-type: none"> 1. Consolidate the annual curriculum and assess progress 2. Prepare for final assessments and stage confidence.
-------	----	----------	--------------	---	--

SUBJECT : PT

TERM WISE REVISED SYLLABUS : CLASS 2 (2026-27)

MONTH	NO. OF WORKING DAYS	TOPIC/LESSON	SUB-TOPIC	ACTIVITIES	LEARNING OUTCOMES
APRIL	18	INTRODUCTION TO PT	Importance of exercise and warm-up	Jogging, stretching and fun talk,	Importance of exercise , discipline
MAY	10	DRILLS & FORMATIONS	Standing line , Circle, Attention and stand at ease , Marching	Formation of proper line and coordination	Discipline and formation
JULY	23	FREE HAND EXERCISES	Arm exercises, leg exercises and bending	Jumping jacks and spot jogging	Students improve flexibility and coordination
AUGUST	19	Mass PT	PT Drills	Free hand exercises	Coordination with team
SEPTEMBER	20	Yoga	Tadasana, vrikshasana and bhadrasana	Tadasana, balancing poses and drishti sthira abhyaas	Concentration and clarity, balance and stability
OCTOBER	17	Indigenous Games	Indigenous Games	1 leg hopping , dog and the bone	Strength , alertness and coordination

NOVEMBER	17	Basic Games skills	Football and other games	Ball kicking and catching	Motor skill development
DECEMBER	20	Mass PT	PT Drills	Free hand exercises	Coordination with team
JANUARY	15	Races	Flat races and Fun Races	50 m race and fun races	Speed and agility
FEBRUARY	20	Fun Games	Passing the ball , Fire in the mountain , cone activities	Passing the ball , Fire in the mountain , cone activities	Coordination , fun and team work
MARCH	20	Yoga	Relaxation and breathing practices	Guided full body relaxation and breathing practices on counts	Relaxation and energy balancing

SUBJECT : ART

TERM WISE REVISED SYLLABUS : CLASS 2 (2026-27)

MONTH	NO. OF WORKING DAYS	TOPIC/LESSON	SUB-TOPIC	ACTIVITIES	LEARNING OUTCOMES
APRIL	18	Shapes & Landscape Drawing	Integrating shapes, scenery drawing, warli art using geometric shapes	<ul style="list-style-type: none"> • Draw landscapes using shapes • Create warli art shapes 	<ul style="list-style-type: none"> • Develop creativity and arrangement skills. • पहचान of basic colours. • Understand shape composition.
MAY	10	Special Day Drawing	Earth Day / Astronaut Drawing, (Pg. 1, 3, 5, 7)	<ul style="list-style-type: none"> • Draw Earth or space theme 	<ul style="list-style-type: none"> • Awareness about environment and space • Improve imagination

				<ul style="list-style-type: none"> • Colour astronaut drawing 	
JULY	23	Seasonal & Animal Drawing	Season Day, Animals Draw with composition (Lion, Peacock etc.)	<ul style="list-style-type: none"> • Draw animals • Colour seasonal scenes 	<ul style="list-style-type: none"> • Identify animals • Improve expressive skills
AUGUST	19	Occasion Drawing	Independence Day & Raksha Bandhan (Pg no. 21, 55 , 12)	<ul style="list-style-type: none"> • Draw national flag • Make Rakhi design 	<ul style="list-style-type: none"> • Cultural awareness • Creative expression & Understand Festival
SEPTEMBER	20	Occasion Drawing.	Festival Scenes, (Pg. 50, 22) , Submission	<ul style="list-style-type: none"> • Draw festival-related pictures 	<ul style="list-style-type: none"> • Improve imagination. • Learn About Traditions.
OCTOBER	17	World ocean Drawing & Fun Activity	Ocean Scenery Drawing & clay modeling [Pg no. 16,18,25]	<ul style="list-style-type: none"> • Draw sea animals and ocean 	<ul style="list-style-type: none"> • Knowledge of marine life • Express ideas through Drawing.
NOVEMBER	17	Festival Theme	Diwali, & Diya Colouring (Pg no..38, 42)	<ul style="list-style-type: none"> • Colour diyas • Make festival drawings 	<ul style="list-style-type: none"> • Improve colouring skills. • Develop festive creativity.
DECEMBER	20	Pattern Drawing & Christmas	Santa drawing composition, & pattern design (Pg. 37, 27, 42)	<ul style="list-style-type: none"> • Draw Santa Claus • Create pattern designs 	<ul style="list-style-type: none"> • Pattern recognition • Creativity enhancement
JANUARY	15	Occasion Season	Seasonal/ Festival Themes., [Pg no. 17, 42, 44,]	<ul style="list-style-type: none"> • Draw New Year Scenes/Lohri etc. 	<ul style="list-style-type: none"> • Express ideas through drawing

					<ul style="list-style-type: none"> • Improve composition
FEBRUARY	20	Winter Season Drawing	Winter scenes (Pg. 29, 43, 51, 23]	<ul style="list-style-type: none"> • Draw winter clothes, snow scenes 	<ul style="list-style-type: none"> • Understand seasons • Improve scene drawing
MARCH	20	Festival & Creative Art	Holi Drawing,[Pg no. 58,56,31]	<ul style="list-style-type: none"> • Draw Holi scenes • Colour splash activity 	<ul style="list-style-type: none"> • Creative confidence • Enjoyment in art

SUBJECT : DANCE

TERM WISE REVISED SYLLABUS : CLASS 2 (2026-27)

MONTH	NO. OF WORKING DAYS	TOPIC/LESSON	SUB-TOPIC	ACTIVITIES	LEARNING OUTCOMES
APRIL	18	Basics	Basic dance movements	Claps with beat, footwork	Cognitive learning, sense of rhythm
MAY	10	Kathak Initial Steps	Hand movements with beats.	Coordination between number and beats.	Coordination, teamwork, brainstorming.
JULY	23	Bhaav	Expressing through emotion and dance.	Storytelling through dance.	Enhanced self-control, expression of emotions.
AUGUST	19	Patriotic Dance	Dance on patriotic songs.	Choreography on patriotic song (group & solo).	Boosts confidence, better stage skills,

					personality development.
SEPTEMBER	20	Taal	Rhythm and beats	Fast, medium, slow speed variation of beats	Rhythmic understanding, better body control
OCTOBER	17	Ram Leela	Ballet of Sita and life of Ram.	Folk dance on theme-based dance number.	Spiritual learning, coordination skills.
NOVEMBER	17	Mudras	Ballet of Sita and life of Ram Hand gestures.	Practice of simple mudras and their expression.	Awareness of classical dance basic.
DECEMBER	20	Classical Songs	Introduction to Indian classical music and musical instruments.	Simple classical choreography with basic hand movements and mudras.	Understanding of classical music, awareness of dance basics
JANUARY	15	Republic Day Dance	Patriotic group dance.	Practice and performance.	Enhanced stage confidence.
FEBRUARY	20	Revision & Practice	Recap of all learned topics.	Practice sessions, group rehearsals.	Improved performance, confidence, and retention.